



Exterior Covers

SPECIFICATION DETAIL



H I D E[®]

Timber Decking

316 STAINLESS STEEL RANGE






316 STAINLESS STEEL KITS

Add a refined finishing touch to your timber deck with the HIDE Cover — a smart, discreet solution that offers seamless style and easy access to the service points below.

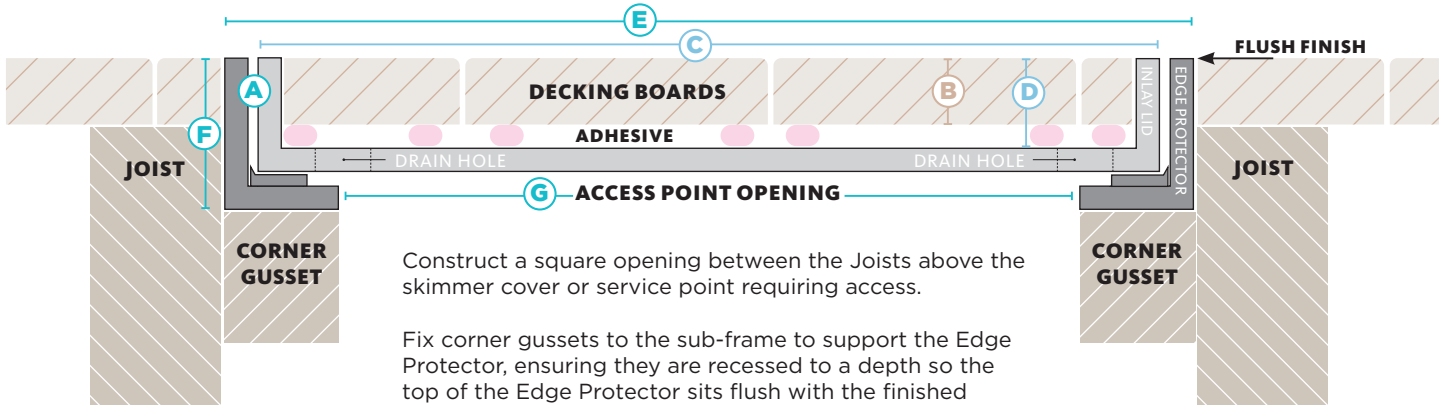
MADE IN AUSTRALIA

SKIMMER LIDS AND ACCESS COVER RANGE



INSTALLATION EXAMPLE

CROSS SECTION VIEW



HIDE KIT		MATERIAL THICKNESS	INLAY LID		EDGE PROTECTOR FRAME		
PRODUCT ORDER CODE		mm	SIZE	INTERNAL DEPTH	SIZE	EXTERNAL DEPTH	UNDERSIDE OPENING
A		B	C	D	E	F	G

156mm Access Cover Kit

HAC156-20	15-22	150 sq.	23	156 sq.	33	119 sq.
HAC156-30	25-32		33		43	

206mm Access Cover Kit

HAC206-20	15-22	200 sq.	23	206 sq.	33	162 sq.
HAC206-30	25-32		33		43	

256mm Access Cover Kit

HAC256-20	15-22	250 sq.	23	256 sq.	33	218 sq.
HAC256-30	25-32		33		43	

306mm Skimmer and Access Cover Kit

HSL306-20	15-22	300 sq.	23	306 sq.	33	252 sq.
HSL306-30	25-32		33		43	

342mm Skimmer and Access Cover Kit

HSL342-20	15-22	336 sq.	23	342 sq.	33	288 sq.
HSL342-30	25-32		33		43	

412mm Skimmer and Access Cover Kit

HSL412-20	15-22	406 sq.	23	412 sq.	33	358 sq.
HSL412-30	25-32		33		43	

506mm Access Cover Kit


HAC506-20	15-22	500 sq.	23	506 sq.	33	452 sq.
-----------	-------	---------	----	---------	----	---------

656mm Access Cover Kit

HAC656-20	15-22	650 sq.	23	656 sq.	33	600 sq.
HAC656-30	25-32		33		43	

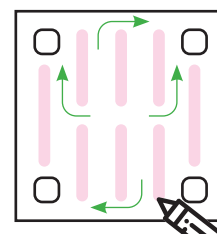
550 x 342mm Access Cover Kit

HAC550x342-20	15-22	544x336	23	550x342	33	496x288
HAC550x342-30	25-32		33		43	




Allow for the extra depth of the Edge Protector frame

Position between joists with a frame Setup to sit flush with top decking



Note:
Apply adhesive to allow for water drainage.

Allow a 2-3mm gap under wood to aid in drainage.



HIDE SKIMMER LID KIT INCLUDES

Safety Key

A 316L marine grade stainless steel tool, to enable the installed HIDE cover to be safely and easily opened and closed.

Height Adjuster

Used only when additional height is required. Provides 2mm extra height if inlay material is not thick enough to achieve a flush finish with the top of the Inlay Cover.

Inlay Lid

A 316L marine grade stainless steel tray which holds the inlay (landscape) materials you've chosen, for example, tile, paver, concrete or decking.

Edge Protector

A 316L marine grade stainless steel frame inserted into a recess within the landscaped area. It protects the coping/surrounds from chipping/breakage when the Inlay Cover is opened/closed.

Adhesive And Documentation

A one-part adhesive specially developed for a long-term fitting of natural stone and porcelain tiles into the HIDE Inlay Series. Documents consist of comprehensive contractor installation instructions, homeowners warranty and manual.

No Acid or Chemical Wash

ACID and chemical washes will cause discolouration and/or rusting on the stainless steel HIDE components. Acid or chemical contact will void the HIDE warranty.

Maintenance is required

Please scan and read the Care & Maintenance document to better understand stainless steel care.

CARE & MAINTENANCE



ELEGANT FINISH



HIGH GRADE



EASY INSTALL



20 YEAR WARRANTY



POOL SAFE



HEAD OFFICE
26 Link Drive,
Yatala, Qld, 4207
Australia

P: 07 3807 2551
M: 0427 270 560
E: admin@skimmerlids.com.au
W: www.skimmerlids.com.au

PROUDLY MANUFACTURED BY:

SKIMMER LIDS
PTY LTD

@hideskimmerlids



Patents: AUST, UK, NZ available: www.skimmerlids.com.au
USA/Canada: www.skimmercovers.com (under technical)

COMPLETE PRODUCT RANGE

